

26458

OFFICE OF  
Indian Affairs  
Rec MAY 18

1901

63/201

Harry J. Deitzel  
Carlisle Pa

May 16/01

Application for

piece of tin smith  
at Carlisle sch.

inc.

To Deitzel May 20/01

✓

FILE

EJ

Am

Carlisle Pa.

May 16 1901.

To the Commissioner of 26458  
Indian Affairs.

Honorable Commissioner,  
I Present my Application  
for tin Smithing at the  
Carlisle Industrial School.

A Brief explanation of my  
experience in this.

My short experience in  
this has taught me that  
the Foundation upon which  
to Build for Success in  
life is Honesty Willingness  
Kindness Industry accurate,  
and Do to others as we  
Wish to be done by.

I find these matters carried  
and considered Daily,  
will fit us for all that  
we undertake, in daily Duties.

For the best Principles  
and Results. I can say  
candidly that I have had  
success in my apprenticeship.  
I also served my full  
time as an apprentice,  
I receive equal Salary with our  
aged Mechanics, and regular  
employment. Do the most Difficult  
mechanical work in our line.  
I have always tried to Do my  
work in mechanical proportion and  
neatness, also the most durable  
and most simplest in all  
Work, I have tried to give  
you an honest report. Through out,  
you will also find enclosed A sample  
copy of my Patent for your consideration.  
I remain yours Respectfully.  
Harry J. Reitzel.  
56. E. Penn st. Carlisle Pa.

26458	Indian Office Incl. No. /	1901
-------	------------------------------	------

C. A. SNOW & CO.,  
SOLICITORS OF PATENTS,  
WASHINGTON, D. C.  
COPIES OF PATENTS 10 CTS. EACH.

No. 638,219.

Patented Dec. 5, 1899.

H. J. DEITZEL.  
THUMB LEVER HINGE FOR LIDS.

(Application filed Aug. 8, 1899.)

(No Model.)

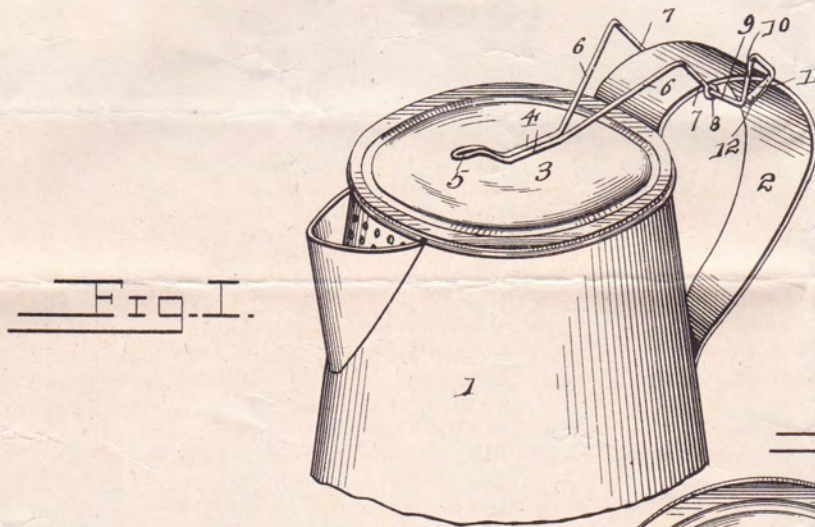
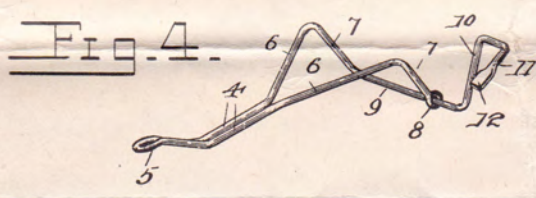
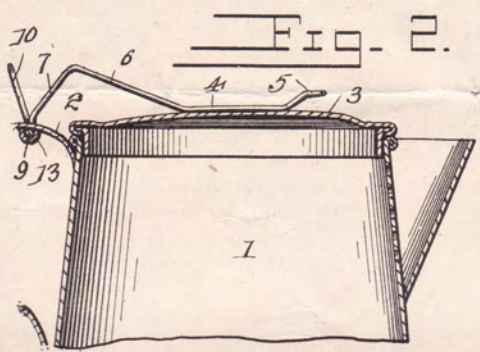
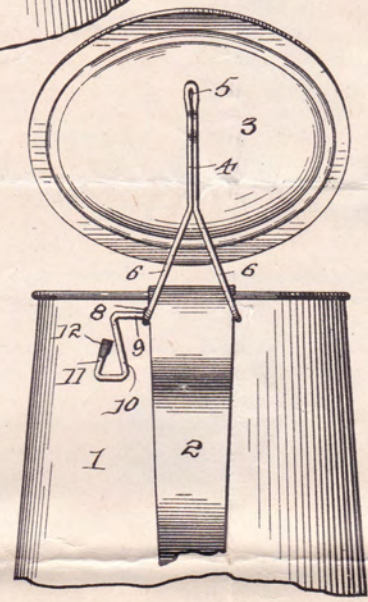


Fig. 3.



Witnesses  
F. C. Alden.

*F. C. Alden*

H. J. Deitzel, Inventor

By His Attorneys,

*Cash & Co.*

# UNITED STATES PATENT OFFICE.

HARRY J. DEITZEL, OF CARLISLE, PENNSYLVANIA.

## THUMB-LEVER HINGE FOR LIDS.

SPECIFICATION forming part of Letters Patent No. 638,219, dated December 5, 1899.

Application filed August 8, 1899. Serial No. 726,561. (No model.)

*To all whom it may concern:*

Be it known that I, HARRY J. DEITZEL, a citizen of the United States, residing at Carlisle, in the county of Cumberland and State of Pennsylvania, have invented a new and useful Hinge for Lids, of which the following is a specification.

This invention relates to hinges, and is particularly adapted for hinging the lids of coffee-pots and like vessels.

The object of the invention is to permit of the handle of the vessel being soldered or attached at a point adjacent to the open upper end thereof and to hinge the lid to the handle, whereby the hinge is located out of contact with the steam and the liquid, which prevents rusting, and thereby breaking, of the hinge. It is furthermore designed to adapt the hinge to form a support for the lid in the open position thereof and also to provide operating means whereby it is not necessary to immediately handle the lid, and thereby prevents damage to the operator.

To these ends the present invention consists in the combination and arrangement of parts, as will be hereinafter more fully described, shown in the accompanying drawings, and particularly pointed out in the appended claims, it being understood that changes in the form, proportion, size, and minor details of construction may be made within the scope of the appended claims without departing from the spirit or sacrificing any of the advantages of the invention.

In the drawings, Figure 1 is a perspective view of a portion of a coffee-pot, having the lid thereof hinged in accordance with the present invention. Fig. 2 is a longitudinal sectional view thereof. Fig. 3 is a rear elevation showing the lid in its open position and supported by the hinge. Fig. 4 is a detail perspective view of the hinge detached.

Corresponding parts in the several figures of the drawings are designated by like characters of reference.

Referring to the accompanying drawings, 1 designates the body of a coffee-pot or any preferred vessel of like type used to more fully illustrate the application and operation of the invention. This pot or vessel is provided with the usual handle 2, the upper end thereof being soldered or attached at or ad-

jacent to the upper open end of the vessel, which adds strength to the handle and facilitates the operation thereof. Also, the pot is provided with the usual lid or cover 3.

It is designed to form the hinge from a single length of wire. (Best illustrated in Fig. 4 of the drawings.) The wire is bent intermediate of its ends to form the straight parallel portions 4, which provide the body and are soldered or otherwise attached centrally to the upper side of the lid or cover and diametrically thereof. The bend 5 of the wire is offset upwardly, so as to form a thumb-piece for opening the lid, as will be hereinafter more fully described. From the rear of the parallel portions 4 the latter diverge, as at 6, and are then bent downward to form the substantially parallel arms 7. The extremity of one of these arms is formed into an eye 8, and the opposite arm is bent transversely into a rock-shaft 9, which passes through and beyond the eye 8. Extending rearwardly and upwardly from the outer free end of the rock-shaft is an arm 10, which has its extremity bent into an operating thumb-piece 11, a portion of the latter being flattened, as at 12, for the impression of a trade-mark or for marking the device "patented."

When the hinge is applied to the pot, the parallel arms 7 embrace the handle of the pot and the rock-shaft 9 passes beneath the handle and at a point in rear of the pot, so as to be spaced out of possible contact with the steam and liquid contents of the pot. The rock-shaft is mounted to rock in a sleeve-bearing 13, which is soldered or otherwise attached to the under side of the handle and preferably extends the entire width of the handle, so as to provide a comparatively long bearing for the shaft. Thus it will be seen that the operating thumb-piece 11 is spaced in rear of the lid and is not exposed to the steam arising from the pot.

In the operation of the device the handle of the pot is grasped in one hand and by pressing downwardly and rearwardly upon the thumb-piece 11 with the thumb of the hand which grasps the handle the lid will be elevated and thrown backward upon the rock-shaft or pintle of the hinge into the position indicated in Fig. 3. In the latter position it will be noted that the bends between the di-

vergent portions 6 and the parallel arms 7 tightly grip or embrace the opposite edges of the handle of the pot, and thereby support the lid in its open position without the aid of the operator and also prevent the lid from being thrown too far backward. In some instances it may be found convenient to use the thumb-piece 5 at the opposite end of the hinge; but this latter thumb-piece is not essential to the invention and may be omitted without affecting the operation of the device.

From the foregoing description it is evident that no change is required in the pot or vessel to which the improved hinge may be applied and that the latter is simple in construction, all of the parts being firmly and compactly assembled together, and may be readily attached to any form of vessel; also, it does not interfere with the operation of the vessel and permits of the lid or cover being opened without exposing the operator's hand to the steam which arises through the open upper end of the vessel. Furthermore, the lid may be firmly held closed by pressing forwardly upon the rear side of the thumb-piece 11.

Having thus described the invention, what is claimed, and desired to be secured by Letters Patent, is—

1. The combination with the lid and the handle of a coffee-pot or like vessel, of a hinge having one end fixed to the lid, divergent members embracing the handle of the pot, a rock-shaft mounted upon the handle and connected to the rear ends of the divergent members, and a laterally-offset operating thumb-piece at one end of the rock-shaft, the divergent members being adapted to engage the handle and form a support for the lid, in the open position thereof, substantially in the manner shown and described.

2. The combination with the lid and the handle of a coffee-pot or like vessel, of a hinge formed of wire, having one end thereof secured diametrically to the upper side of the lid, divergent members extending rearwardly therefrom, pendent substantially parallel arms extending from the rear of the divergent members, and embracing the handle, a rock-shaft connecting the lower ends of the

pendent arms, and mounted upon the under side of the handle, and an operating thumb-piece provided at one end of the rock-shaft, and offset to one side of the handle, substantially in the manner shown and described.

3. The combination with the lid and the handle of a coffee-pot or like vessel, of a hinge formed from a single length of wire, bent intermediate of its ends into contiguous parallel portions which are attached to the lid, divergent members extending from the rear ends of the parallel portions, pendent arms extending from the rear ends of the divergent members, and embracing the handle, the extremity of one of the pendent arms being formed into an eye, and the other arm being bent transversely into a rock-shaft passing through the eye, and mounted upon the under side of the handle, the free end of the shaft projecting beyond the eye, and formed into an operating thumb-piece, substantially in the manner shown and described.

4. The combination with the lid and the handle of a coffee-pot or like vessel, of a hinge formed from a single length of wire, bent intermediate of its ends into contiguous parallel portions which are attached to the lid, the bend of the wire being offset upwardly forming a thumb-piece, divergent members extending rearwardly from the parallel portions, pendent arms rearwardly inclined from the rear ends of the divergent members, and embracing the handle, one arm having an eye formed therein and located beneath the handle, the other arm being bent transversely beneath the handle, mounted thereon, and passing through the eye in the former arm, the free end of the transverse portion being formed into an operating thumb-piece, offset to one side of the handle, substantially as shown and described.

In testimony that I claim the foregoing as my own I have hereto affixed my signature in the presence of two witnesses.

HARRY J. DEITZEL.

Witnesses:  
D. T. RAMSEY,  
J. T. DUNFEE.